

How to retrieve Proof of treatment via Patient Portal

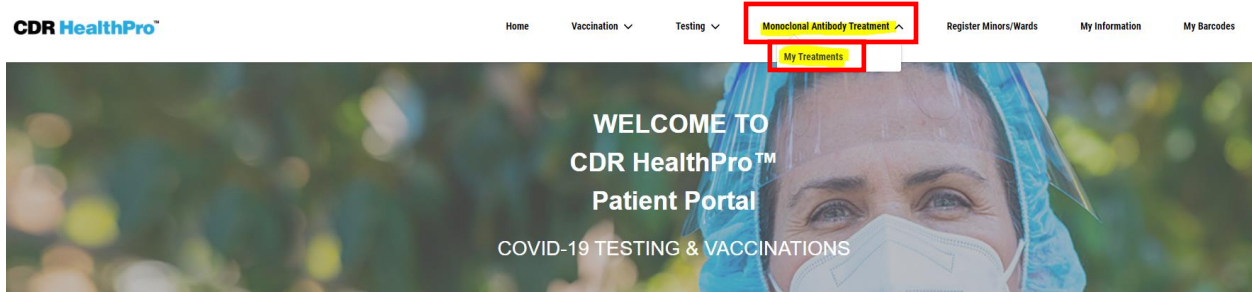
Step 1: Visit www.patientportalfl.com

Step 2: Log in using your patient credentials

- Username
- Password

Step 3: Click the Monoclonal Antibody Treatment drop down

- Click **My Treatments**






Step 4: All received treatments will appear on the screen

- Click **Print**

My Monoclonal Antibody Treatments

If you do not find your treatment in the list below, please, click the Search button to try to find it according to the date you received it.

Search

 114633101 TROPICAL PARK -RAR Monoclonal Antibody Treatment	Patient Test December 20,2021	 Current Status: Checked-Out	
---	----------------------------------	---	---

CDR|HEALTH

Copyright © 2022. All Rights Reserved. CDR Maguire Inc.
[Medical Consents and Releases](#)



Step 5: If you do not find your treatment in the list

- Click **Search**

My Monoclonal Antibody Treatments

If you do not find your treatment in the list below, please, click the Search button to try to find it according to the date you received it.

Search

 114633101 TROPICAL PARK -RAR Monoclonal Antibody Treatment	Patient Test December 20,2021	 Current Status: Checked-Out	<input type="button" value="Print"/>
---	----------------------------------	---	--------------------------------------

CDR|HEALTH

Copyright © 2022. All Rights Reserved. CDR Maguire Inc.
[Medical Consents and Releases](#)

Step 6: Enter the date the treatment was received

- Click **Search**

Please select the day you received the treatment

* Date

Search